



Aritco 6000 Home Lift



Aritco 6000 **- our most versatile home lift**

Choose among several different sizes, glass walls and colours. This is the choice for those of you who would like to customise the lift to your own liking.

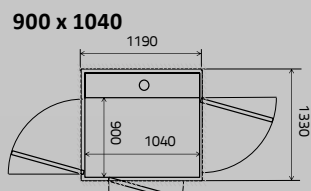
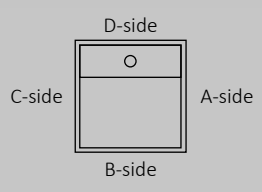
Several advantages offered by Aritco 6000:

- Design, sizes and options created for a home environment
- Minimum interventions in the house
- Option for a "half-height door" on the top floor
- 95% recyclable materials
- 'A' rated energy consumption according to VDI4707
- Patented screw/nut technology (no oil that can leak)
- The lowest maintenance and operating costs on the market

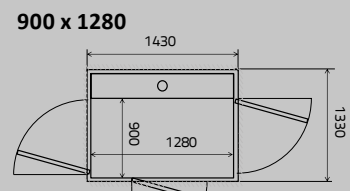
Aritco 6000 Home Lift



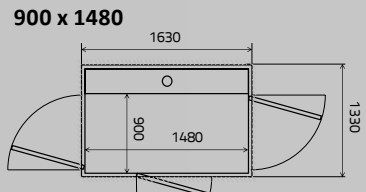
Length Width



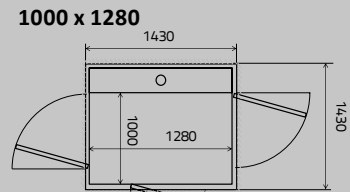
900 x 1040
 Hole through floor: 1330x1190 mm
 (No door on B-side: 1305x1190)
 Platform: 900x1040 mm
 Load: 250 kg



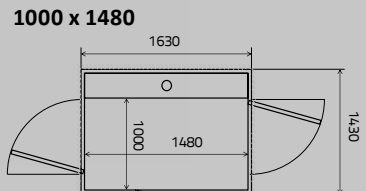
900 x 1280
 Hole through floor: 1330x1430 mm
 (No door on B-side: 1305x1430)
 Platform: 900x1280 mm
 Load: 410 kg



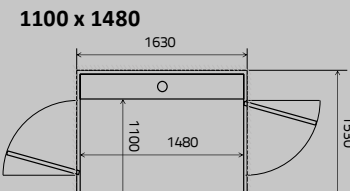
900 x 1480
 Hole through floor: 1330x1630 mm
 (No door on B-side: 1305x1630)
 Platform: 900x1480 mm
 Load: 410 kg



1000 x 1280
 Hole through floor: 1430x1430 mm
 (No door on B-side: 1405x1430)
 Platform: 1000x1280 mm
 Load: 410 kg



1000 x 1480
 Hole through floor: 1430x1630 mm
 (No door on B-side: 1405x1630)
 Platform: 1000x1480 mm
 Load: 410 kg



1100 x 1480
 Hole through floor: 1530x1630 mm
 (No door on B-side: 1505x1630)
 Platform: 1100x1480 mm
 Load: 410 kg

Dimensions

Platform width 900-1100 mm	Hole through floor width 1305-1530 mm	Height of door opening¹⁾ 1800, 1900, 2000, 2100 mm
Platform length 1040-1480 mm	Hole through floor length ... 1190-1630 mm	Height of door opening²⁾ 1100-1600 mm
Travel height 250-13000 mm	Top height 2240 mm	Width of door opening 800, 900 mm

1) Full-height door 2) Half-height door

Specifications

- Drive system:** Patented screw/nut system
- Rated speed:** max 0.15m/s
- Platform control:** "Hold to run", the button has to be kept pressed during the ride
- Landing control:** One-touch call
- Technical compliance:**
European Machinery Directive 2006/42/EC
European standard EN 81-41
- Rated load:** 250-410 kg / 2-5 persons
- Number of steps:** max 6
- Number of doors:** max 2 doors per floor
- Pit:** 50mm (no pit is required when there is a threshold)

- Environment:** Indoors
- Power supply:**
1-phase 230V 50Hz/9A/16A slow
3-phase 230V 50Hz/9A/16A slow
3-phase 400V 50Hz/5.2A/16A slow
- Emergency lowering:** Battery-powered
- Control voltage:** 24V
- Motor:** 2.2kW

For more information, please, refer to our product catalogue or visit our website.
 Due to the continuous product development at the company, the information may change without prior notice.